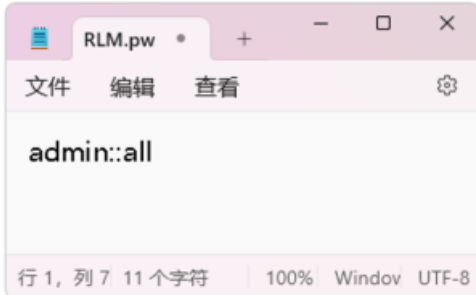


1 Options

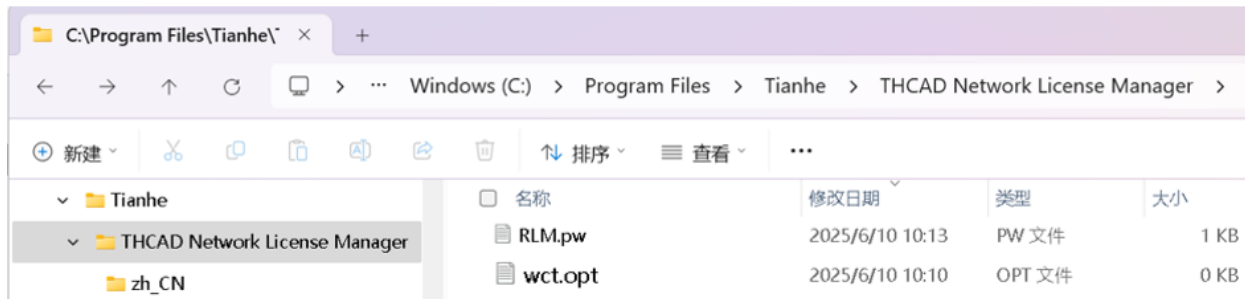
[windowstxtwct.opt](#)[RLM.pw](#)

wct.opt

[RLM.pw](#)




C:\Program Files\Tianhe\THCAD Network License Manager



[localhost:5054/home.asp](#)

localhost:5054/home.e.asp

localhost:5054/home.asp



Reprise License Server Administration

Copyright (c) 2006-2021 Reprise Software, Inc. All Rights Reserved.

Please log in

Username:

 Password:

LOGIN

Status for "rlm" on Wen (port 5053)

RLM software version	v14.2 (build.5)
RLM comm version	v1.2
debug log file	rlm.log
license files	C:\ProgramData\Reprise\reprise Tianhe.lic

rlm Statistics	Since Start	Since Midnight	Recent
Start time	06/10 10:34:20	06/10 10:34:22	06/10 11:04:51
Messages	0 (0/sec)	0 (0/sec)	0 (0/sec)
Connections	0 (0/sec)	0 (0/sec)	0 (0/sec)

EDIT rlm Options
SHOW rlm Debug Log

ISV Servers												
Name	port	Running	Restarts	Server Status	License Usage	Debug Log	REREAD	OPTIONS	TRANSFER	SHUTDOWN	ACTIVATE	
wct	10736	Yes	0	<input type="button" value="wct"/>	<input type="button" value="wct"/>	<input type="button" value="wct"/>	<input type="button" value="wct"/>	<input type="button" value="wct"/>	<input type="button" value="wct"/>	<input type="button" value="wct"/>	<input type="button" value="wct"/>	

admin

Change Passwordadmin

localhost:5054/home.e.asp

localhost:5054/home.asp

Reprise
SOFTWARE

Reprise License Server Administration
Copyright (c) 2006-2021 Reprise Software, Inc. All Rights Reserved.

Logged in as: admin

RLM Administration Commands

Choose a command from the list below

- Status
- Shutdown
- Reread/Restart Servers
- Switch Reportlog
- New Reportlog
- Switch Debuglog
- Edit License Files
- Activate License
- Diagnostics
- RLM Manual...
- System Info
- About...
- Change Password**
- Logout

Changing password for admin

New Password:

Repeat:

CHANGE PASSWORD

RLM

localhost:5054/home.aspStatusISVOptions

localhost:5054/home.e.asp

localhost:5054/home.asp

Reprise License Server Administration

Copyright (c) 2006-2021 Reprise Software, Inc. All Rights Reserved.

Logged in as: admin

RLM Administration Commands

Choose a command from the list below

- Status
- Shutdown
- Reread/Restart Servers
- Switch Reportlog
- New Reportlog
- Switch Debuglog
- Edit License Files
- Activate License
- Diagnostics
- RLM Manual...
- System Info
- About...
- Change Password
- Logout

Status for "rlm" on Wen (port 5053)

RLM software version	v14.2 (build:5)
RLM comm version	v1.2
debug log file	rlm.log
license files	C:\ProgramData\Reprise\reprise Tianhe.lic

rlm Statistics	Since Start	Since Midnight	Recent
Start time	06/10 10:34:20	06/10 10:34:22	06/10 11:35:21
Messages	0 (0/sec)	0 (0/sec)	0 (0/sec)
Connections	0 (0/sec)	0 (0/sec)	0 (0/sec)

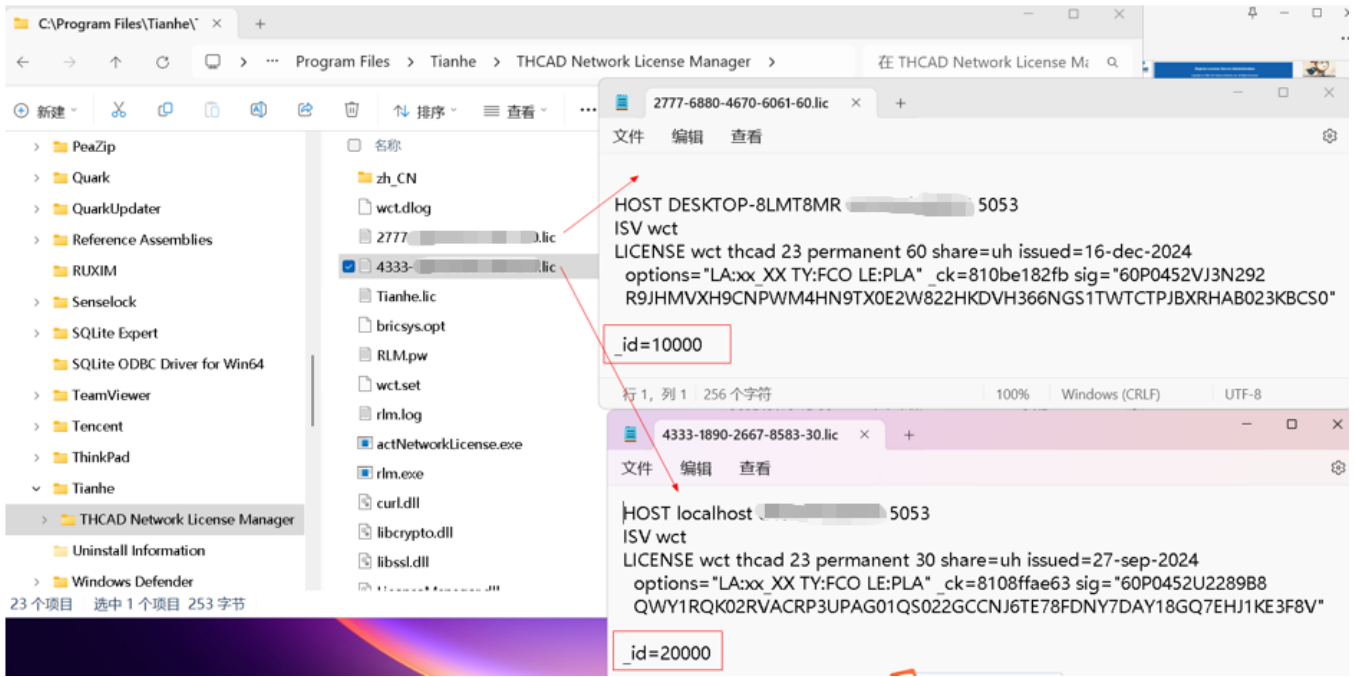
[EDIT rlm Options](#)

[SHOW rlm Debug Log](#)

ISV Servers												
Name	port	Running	Restarts	Server Status	License Usage	Debug Log	REREAD	OPTIONS	TRANSFER	SHUTDOWN	ACTIVATE	
wct	10736	Yes	0	wct	wct	wct	wct	wct	wct	wct	wct	

2 _id=nnn

.lic_id=nnn0<_id<2**31



_id

localhost:5054/home.e.asp

localhost:5054/home.asp

Reprise License Server Administration
Copyright (c) 2006-2021 Reprise Software, Inc. All Rights Reserved.

Logged in as: admin

RLM Administration Commands

Choose a command from the list below

- Status
- Shutdown
- Reread/Restart Servers
- Switch Reportlog
- New Reportlog
- Switch Debuglog
- Edit License Files
- Activate License
- Diagnostics
- RLM Manual...
- System Info
- About...
- Change Password
- Logout

ISV wct status on Wen (port 9673)

wct software version	v14.2 (build:5)
wct comm version	v1.2
debug log file	wct.dlog
report log file	_n/a_

wct Statistics	Since Start	Since Midnight	Recent
Start Time	06/10 15:08:17	06/10 15:08:18	06/10 17:40:25
Messages	42 (0/sec)	42 (0/sec)	2 (0/sec)
Connections	21 (0/sec)	21 (0/sec)	1 (0/sec)
Checkouts	0 (0/sec)	0 (0/sec)	0 (0/sec)
Denials	4 (0/sec)	4 (0/sec)	0 (0/sec)
License Removals	0 (0/sec)	0 (0/sec)	0 (0/sec)
Current Connections	0		

License pool status

Product	Pool	Ver	Expires	count	soft lim	inuse	res	timeout	share	checkouts	Show Usage
thcad	1	23	permanent	60	60	0	0	0	User&Host	0	usage...
thcad	2	23	permanent	30	30	0	0	0	User&Host	0	usage...

3 Options

LIC ID THCAD

wct.opt

- GROUP
- HOST_GROUP
- IP INTERNET_GROUP

id

```
thcad1.lic
文件 编辑 查看

HOST DESKTOP-8LMT8M! 5053
ISV wct
LICENSE wct thcad 23 permanent 6 share=uh issued=21-may-2025
options="LA:xx_XX TY:FCO LE:CLA" _ck=81dbece28e sig="60P0450V60EHV6
J5EK2CCRQPXYWR01A5B8XEP7G22HKK7JJE327JGKPYCY6Y7SYQNH38MJWRYR"

_id=1
行 1, 列 1 | 250 个字符 | 100% | Windows (CRLF) | UTF-8
```

```
thcad2.lic
文件 编辑 查看

HOST DESKTOP-8LMT8MR 5053
ISV wct
LICENSE wct thcad 24 permanent 6 share=uh issued=21-may-2025
options="LA:xx_XX TY:FCO LE:PLA" _ck=82dbf94437 sig="60P04532NKHQ55
HD06P19UU5C84E1E632YGS99022GPU1H136H4933M5JVQCSNM1XMB9T7BTTG"

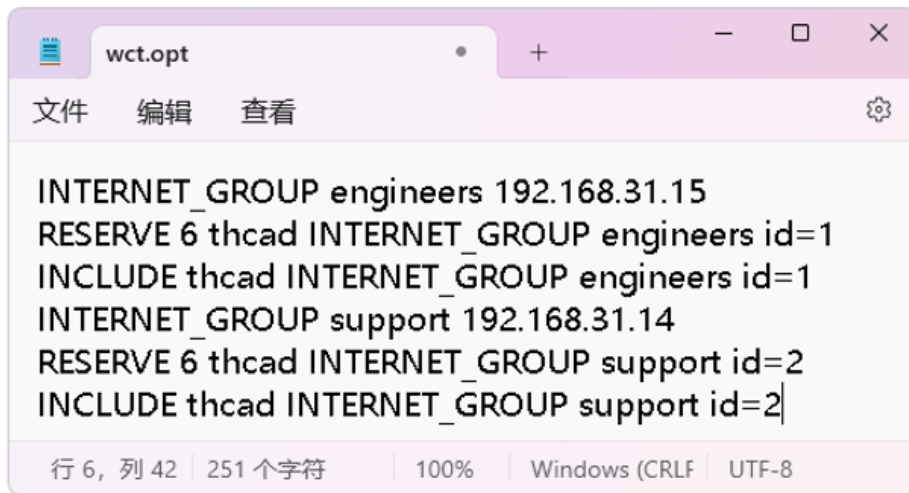
_id=2
行 1, 列 1 | 250 个字符 | 100% | Windows (CRLF) | UTF-8
```

```
wct.opt
文件 编辑 查看

|HOST_GROUP engineers Sunny-pc
RESERVE 6 thcad HOST_GROUP engineers id=1
INCLUDE thcad HOST_GROUP engineers id=1
HOST_GROUP support Sunny
RESERVE 6 thcad HOST_GROUP support id=2
INCLUDE thcad HOST_GROUP support id=2

行 1, 列 1 | 214 个字符 | 100% | Windows (CRLF) | UTF-8
```

IP



The image shows a screenshot of a text editor window titled "wct.opt". The window has a menu bar with "文件" (File), "编辑" (Edit), and "查看" (View) options, and a settings icon on the right. The main content area contains the following text:

```
INTERNET_GROUP engineers 192.168.31.15
RESERVE 6 thcad INTERNET_GROUP engineers id=1
INCLUDE thcad INTERNET_GROUP engineers id=1
INTERNET_GROUP support 192.168.31.14
RESERVE 6 thcad INTERNET_GROUP support id=2
INCLUDE thcad INTERNET_GROUP support id=2
```

The status bar at the bottom of the window displays "行 6, 列 42 | 251 个字符 | 100% | Windows (CRLF) | UTF-8".

RESERVE